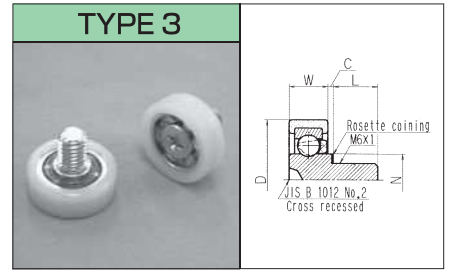
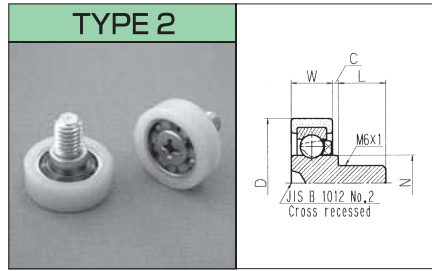
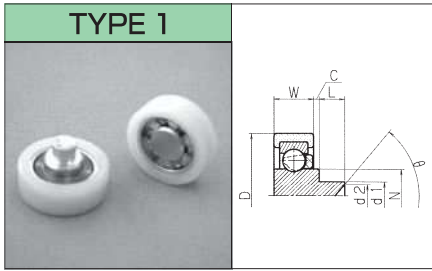


IN (高荷重/金属インサート成形品/PAタイヤ)

RoHS

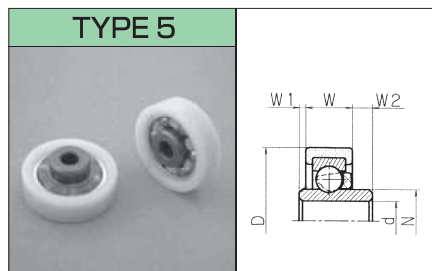
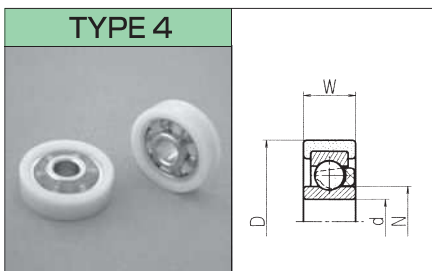
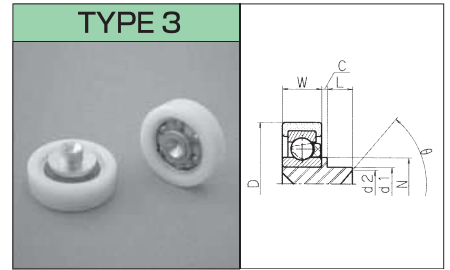
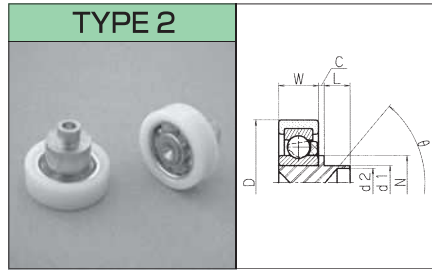
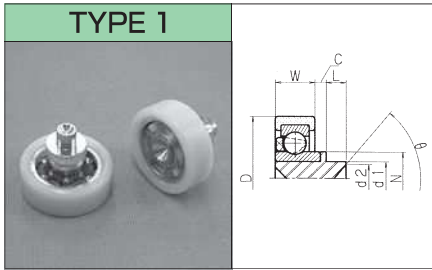


Code	Part No.	D _{-0.3} ⁰ [mm]	d1 _{-0.1} ⁰ [mm]	W ^{±0.2} [mm]	C ^{±0.4} [mm]	L ^{±0.2} [mm]	(d2×θ) ^{*1}	N [mm]	Load ^{*2} [N] (kgf)	Type	Q'ty [pcs/box]	Gross Weight [kg/box]
220000	IN-19-A1.5	19	5	7	1.5	3.5	φ4.4×120°	(8.2)	49 (5)	1	1,500	7.4
220011	IN-19-B1	19	—	7	1	8 ^{±0.5}	—	(8.2)	196 (20)	2	1,500	12.2
220013	IN-19-B2.7	19	—	7	2.7	8 ^{±0.5}	—	(8.2)	196 (20)	2	1,500	13.4
220014	IN-19-B3	19	—	7	3	8 ^{±0.5}	—	(8.2)	196 (20)	2	1,500	13.5
220010	IN-19-B0.5	19	—	7	0.5	8 ^{±0.5}	—	(8.2)	196 (20)	3	1,500	11.9
220012	IN-19-B1.5	19	—	7	1.5	8 ^{±0.5}	—	(8.2)	196 (20)	3	1,500	12.5

*1 参考値 Reference Dimension *2 許容荷重 (毎分300回 回転時) Allowable Load at 300min⁻¹ (300r.p.m)
 *3 上記以外のサイズ・形状につきましては、弊社までご相談ください。Each limiting size can be changed for practical application. Please ask our engineer for further information.

ID (高荷重/金属インサート成形品/POMタイヤ)

RoHS


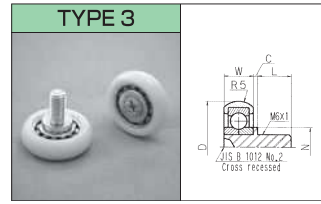
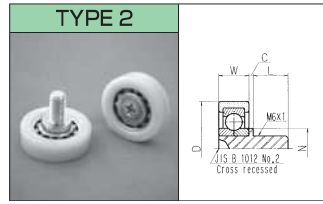
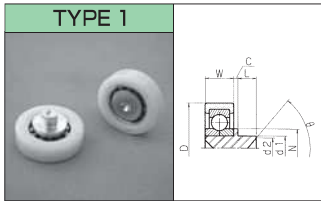


Code	Part No.	D _{-0.1} ⁰ [mm]	d _{+0.1} ⁰ [mm]	d1 _{-0.1} ⁰ [mm]	W ^{±0.2} [mm]	C ^{±0.4} [mm]	L ^{±0.2} [mm]	(d2×θ) ^{*1}	W1 ^{*1} [mm]	W2 ^{*1} [mm]	N [mm]	Load ^{*2} [N] (kgf)	Type	Q'ty [pcs/box]	Gross Weight [kg/box]
221101	ID-18.8-AH5	18.8	—	4	7	5	3.5	φ3 × 90°	—	—	(8.2)	343 (35)	1	1,500	13.0
221100	ID-18.8-AH5-5	18.8	—	4	7	5	5	φ3 × 90°	—	—	(8.2)	343 (35)	1	1,500	13.4
221102	ID-19-AH2.5	19 _{-0.3} ⁰	—	5	7	2.5	3.5	φ3 × 120°	—	—	(10.0)	343 (35)	2	1,500	12.9
221103	ID-19-AH5.5	19 _{-0.3} ⁰	—	5	7	5.5	3.5	φ3 × 120°	—	—	(10.0)	343 (35)	2	1,500	15.9
221110	ID-24-AH1-3.6	24 ^{±0.2}	—	6	8	1	3.6	φ5.5 × 90°	—	—	(13.0)	343 (35)	3	1,000	12.3
221301	ID-19-H6	19 _{-0.3} ⁰	6	—	7	—	—	—	—	—	(8.2)	343 (35)	4	2,000	10.5
221303	ID-22-H6	22	6	—	7	—	—	—	—	—	(9.5)	343 (35)	4	1,500	22.5
221304	ID-22-H4W (0.5) 3	22	4	—	7	—	—	—	0.5	3	(9.5)	343 (35)	5	1,000	10.2

*1 参考値 Reference Dimension *2 許容荷重 (毎分300回 回転時) Allowable Load at 300min⁻¹ (300r.p.m)
 *3 上記以外のサイズ・形状につきましては、弊社までご相談ください。Each limiting size can be changed for practical application. Please ask our engineer for further information.

IDS (高荷重/金属インサート成形品)

RoHS



Code	Part No.	D ^{±0.1} [mm]	d ^{+0.1} [mm]	d1 ^{-0.1} [mm]	W ^{±0.2} [mm]	C ^{±0.4} [mm]	L ^{±0.2} [mm]	(d2×θ) ^{*1}	W1 ^{*1} [mm]	W2 ^{*1} [mm]	N [mm]	Load ^{*2} [N] (kgf)	Type	Q'ty [pcs/box]	Gross Weight [kg/box]
221400	IDS-22-A1	22	—	5	7	1	3.5	φ2.5×90°	—	—	(11.0)	392 (40)	1	1,000	12.4
221401	IDS-22-A2.5	22	—	5	7	2.5	3.5	nothing	—	—	(9.0)	392 (40)	1	1,000	14.0
221403	IDS-22-A3.4-4.5	22	—	5.1	7	3.4	4.5	φ2.5×90°	—	—	(9.5)	392 (40)	1	1,000	13.4
221450	IDS-26-A1.5	26	—	6	8	1.5	3.5	φ5.5×90°	—	—	(11.0)	588 (60)	1	800	15.5
221504	IDS-22-B1.5-8	22	—	—	7	1.5	8 ^{±0.5}	—	—	—	(11.0)	392 (40)	2	1,000	13.2
221501	IDS-22-B1.5-11	22	—	—	7	1.5	11 ^{±0.5}	—	—	—	(11.0)	392 (40)	2	1,000	15.3
221505	IDS-22-B4-7	22	—	—	7	4	7 ^{±0.5}	—	—	—	(9.5)	392 (40)	2	1,000	14.5
221518	IDS-22-B11	22	—	—	7	11	8 ^{±0.5}	—	—	—	(9.5)	392 (40)	2	1,000	18.6
221600	IDS-26-B2-11	26	—	—	8	2	11 ^{±0.5}	—	—	—	(11.0)	588 (60)	2	500	10.2
221603	IDS-26-B5-9	26	—	—	8	5 ^{±0.5}	9 ^{±0.5}	—	—	—	(9.5)	588 (60)	2	500	11.1
221650	IDS-30-B2-11	30	—	—	9	2	11 ^{±0.5}	—	—	—	(11.0)	588 (60)	2	500	12.1
221700	IDSO-26-B2-11	26 ^{-0.2}	—	—	8	2	11 ^{±0.5}	—	—	—	(11.0)	588 (60)	3	500	10.2
221901	IDS-26-H6.35W0.8	26	6.35	—	8	—	—	—	0.8	0.8	(17.0)	294 (30)	4	800	16.3
221954	IDS-35-H6.35W0.26	35 ^{-0.1}	6.35	—	9	—	—	—	0.26	0.26	(17.0)	294 (30)	4	500	13.3

*1 参考値 Reference Dimension

*2 許容荷重 (毎分 300 回 回転時) Allowable Load at 300min⁻¹ (300r.p.m)

*3 上記以外のサイズ・形状につきましては、弊社までご相談ください。Each limiting size can be changed for practical application. Please ask our engineer for further information.