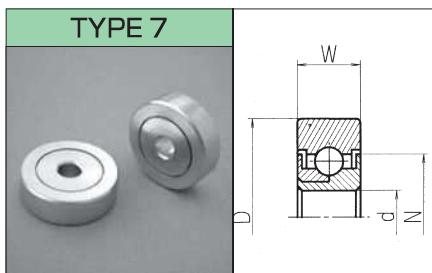
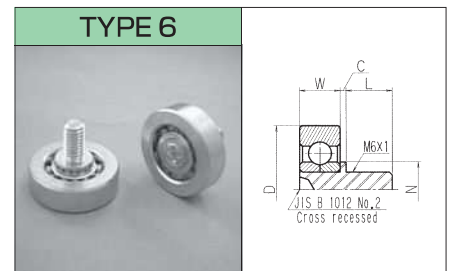
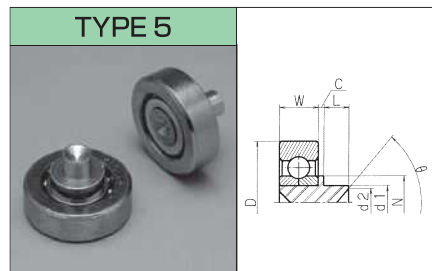
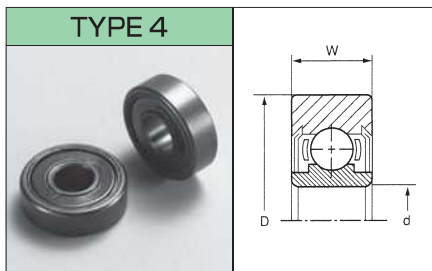
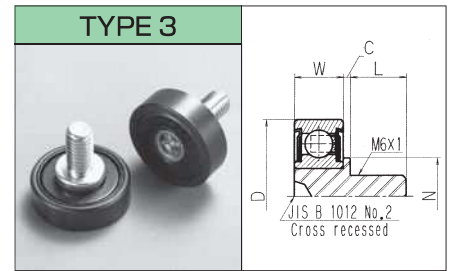
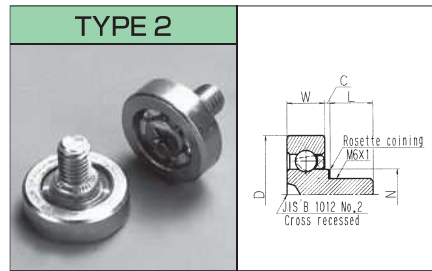
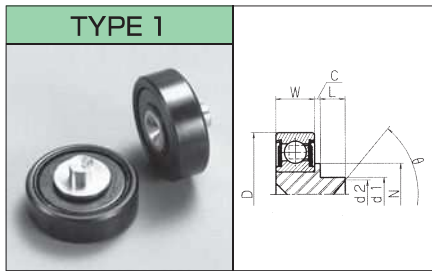


A·AS (鋼製ベアリング)

RoHS



Code	Part No.	D ^{±0.1} [mm]	d ^{+0.1/0} [mm]	d1 ^{0/-0.1} [mm]	W ^{±0.2} [mm]	C ^{±0.4} [mm]	L ^{±0.2} [mm]	(d2×θ) ^{*1}	N [mm]	Load ^{*2} [N] (kgf)	Type	Q'ty [pcs/box]	Gross Weight [kg/box]
230050	A-22-AH1-3.4	22	—	5	7	1	3.4	φ4.5×110°	(11.0)	784 (80)	1	1,000	16.2
230203	A-19-B1	19	—	—	6	1	8 ^{±0.5}	—	(8.2)	490 (50)	2	1,000	12.1
230204	A-19-B2	19	—	—	6	2	8 ^{±0.5}	—	(8.2)	490 (50)	2	1,000	12.7
230207	A-19-B2.7	19	—	—	6	2.7	8 ^{±0.5}	—	(8.2)	490 (50)	2	1,000	12.8
230251	A-22-BH2.8-11	22	—	—	7	2.8	11 ^{±0.5}	—	(11.0)	784 (80)	3	1,000	18.0
800000	A-608ZZ-5	22	8	—	7	—	—	—	—	784 (80)	4	1,000	10.8
231010	AS-19-A0.5-5	19 ^{±0.05}	—	5	6 ^{±0.1}	0.5 ^{±0.3}	5	φ4.5×100~130°	(9.5)	490 (50)	5	1,000	19.0
231050	AS-22-A1.5	22	—	6	8	1.5	3.5	φ5.5× 90°	(11.0)	686 (70)	5	1,000	18.0
231052	AS-22-A1.5-5.5	22	—	6	8	1.5	5.5	φ5 ×110°	(11.0)	686 (70)	5	1,000	20.1
231150	AS-26-A1.5	26	—	6	8	1.5	3.5	φ5.5× 90°	(11.0)	686 (70)	5	800	23.2
231203	AS-22-B0.5-9.5	22	—	—	8	0.5	9.5 ^{±0.5}	—	(11.0)	686 (70)	6	1,000	19.9
231204	AS-22-B2-11	22	—	—	8	2	11 ^{±0.5}	—	(11.0)	686 (70)	6	1,000	21.5
231250	AS-24-B0.5-9.5	24	—	—	8	0.5	9.5 ^{±0.5}	—	(11.0)	686 (70)	6	500	12.3
231300	AS-26-B2-11	26	—	—	8	2	11 ^{±0.5}	—	(11.0)	686 (70)	6	500	15.5
231402	AS-608ZZ-2	22	8	—	7	—	—	—	(17.0)	294 (30)	7	500	7.6
231405	AS-26-H6	26	6	—	8 ^{±0.3}	—	—	—	(17.0)	294 (30)	7	800	27.8

*1 参考値 Reference Dimension

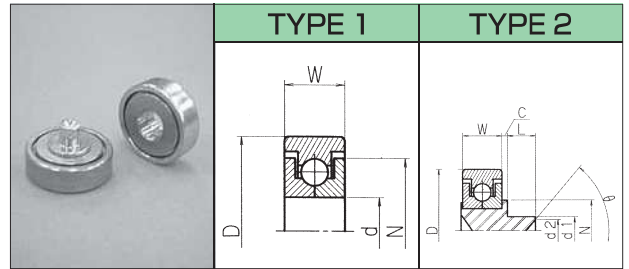
*2 許容荷重 (毎分300回 回転時) Allowable Load at 300min⁻¹ (300r.p.m)

*3 上記以外のサイズ・形状につきましては、弊社までご相談ください。

Each limiting size can be changed for practical application. Please ask our engineer for further information.

TAS (強靱性) RoHS

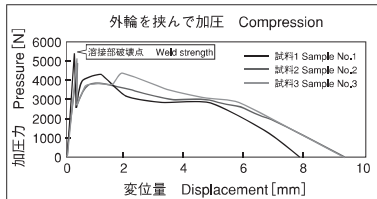
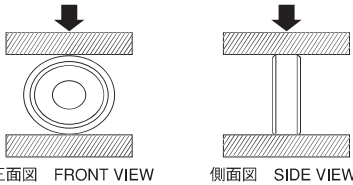
特長 1.強靱性で、破壊しにくいベアリングです。
 FEATURE 1.The TAS bearings are hard to destroy and toughness since new technology is used for the bearings nature and shock resistance.



Code	Part No.	D _{-0.1} ⁰ [mm]	d ₀ ^{+0.1} [mm]	d1 _{-0.1} ⁰ [mm]	W _{-0.2} ⁰ [mm]	C _{±0.4}	L _{+0.3} ⁰	(d2×θ)	N [mm]	Load [※] [N] (kgf)	TYPE
231502	TAS-22-H8	22	8	—	7	—	—	—	(17.0)	392 (40)	1
231501	TAS-22-AH1-5	22	—	5	7	1	5	φ3×100°	(11.0)	392 (40)	2

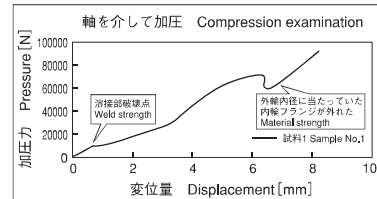
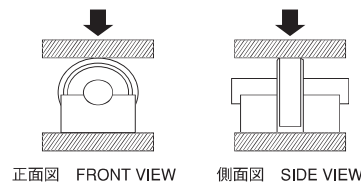
※ネジ軸タイプや他のサイズも制作可能です。 ※Each limiting size can also be supplied.
 ※許容荷重 (毎分 300 回転時) ※Allowable load at 300min⁻¹

1. 圧縮試験 1.Compression examination



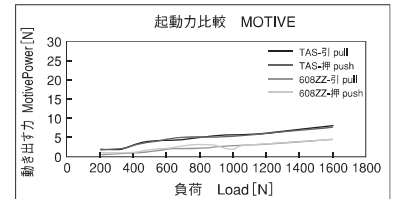
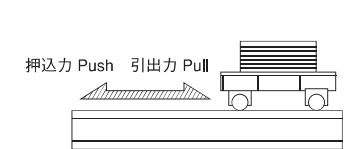
608ZZの強度(約3430N(350Kgf))に対し約1.5倍の圧縮強度
 TAS bearing has compression strength about 1.5 times against JIS bearing, 608ZZ, when outer wheel fixed.

2. 圧縮試験 2.Compression examination



608ZZの強度(5個平均3,556N(368Kgf))に対し約2.3倍の圧縮強度
 TAS bearing has compression strength about 2.3 times against JIS bearing, 608ZZ, when inside fixed.

3. 起動力試験 3.Motive power examination



JISベアリング608ZZに対し大差ない起動力を保持します
 TAS bearing is equal to JIS bearing, 608ZZ, in motive power.